

Key Investor Information

This document provides key information for investors about this FCPE Compartment. It is not marketing material. The information is required by law to help you understand the nature and risks of investing in this FCPE Compartment. You are advised to read it so you can make an informed decision about whether to invest.

The terms used in this DICI will have the same definition as those appearing in the “ESOP Capgemini” FCPE rules.

ESOP LEVERAGE NP 2022 A Compartment of FCPE ESOP CAPGEMINI

AMF code: (C)

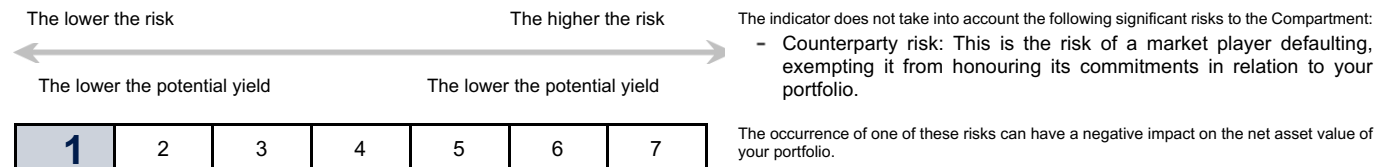
This company mutual fund Compartment (FCPE) is managed by Amundi Asset Management, an Amundi group company.
FCPE - Fonds d'Epargne Salariale (employee mutual fund) under French law

Objectives and investment policy

The French financial markets authority (Autorité des Marchés Financiers) classify the FCPE as: “à formule” or “formula-based”.
By subscribing to ESOP LEVERAGE NP 2022, you are investing in a formula-based Compartment created in relation to the capital increase reserved for members of the company savings plan, set to take place on 15 December 2022.
The objective is for you to benefit from the following on the maturity date (i.e. 15 December 2027) or in the event of early exit (before tax and social security contributions and excluding currency conversion effect):
- Your “personal investment”, and
- A proportion of the protected average increase in the Capgemini SE share, calculated on the basis of ten shares for every 1 bought through your personal investment.
This share in the protected average increase is variable and decreases as the average increase in the price of the Capgemini SE share rises. The investment is equal to: $91\% \times \text{Benchmark Price} / \text{Average Price}$.
The protected average increase of the Capgemini SE share is equal to the positive difference between the statement average and the Benchmark Price, or zero.
The “Average Price” is calculated according to the average of 60 prices recorded each month for five years.
The rate of exchange cannot be lower than the reference price. In the event that the rate of exchange is lower than the reference price, the reference price is used.
To achieve this, the Compartment is invested in Capgemini SE shares and entered into a “Swap Transaction” with Crédit Agricole Corporate and Investment Bank (CACIB).
Financial futures (such as Swap Transactions) may be used to achieve the management objective. For more detailed information about the plan (such as the definition of a Swap Transaction or how the protected average increase is calculated at maturity or in the event of early exit, etc.), see the FCPE rules.
In certain cases where the Swap Transaction is cancelled, the value of the still-valid contract will depend on market parameters. In such cases, you will receive a sum that differs from the guaranteed value at maturity, which could be lower or higher than that amount. Such cases are outlined in the FCPE rules.
Income and net capital gains realized must be reinvested.
You can request the redemption of your shares on a monthly basis; repurchase transactions are performed each month, according to the terms described in the FCPE rules.
Recommended investment horizon: 5 years.
This period does not take into account the lock-in period of your savings plan.
All of the advantages listed below apply prior to any relevant tax and social security contributions, provided that the Swap Agreement has not been cancelled and/or that no planned adjustment to the Swap Agreement has been put into effect.

Advantages of the plan	Disadvantages of the plan
<p>Unitholders are guaranteed, at the very least, to recoup their Personal Investment at maturity, or in the event of early exit.</p> <p>In the event of a protected average increase in the CAPGEMINI SE share price, the Unitholder will also receive a proportion of the protected average increase, calculated based on ten times the Unitholder’s Personal Investment.</p> <p>The Average Price is protected: in the event that the CAPGEMINI SE share price falls below the Benchmark Price on the date of a monthly statement, the CAPGEMINI SE share price taken into account for that monthly statement will be equal to the Benchmark Price. As a result, if the Capgemini SE Share price falls to below the Benchmark Price, this will have no negative impact on the protected average increase.</p> <p>The share in the protected average increase of the Capgemini SE Share is variable and dependent on the protected average increase. If the protected average increase of the Capgemini SE Share is low or moderate, Unitholders will receive a greater proportion of the protected average increase in the Shares held by the Compartment.</p>	<p>Unitholders will not receive dividends, other income linked to the Capgemini SE Shares, discounts, or a portion of the increase in the share.</p> <p>Unitholders will not receive the full benefit of any final total increase in the Capgemini SE Share price, since performance depends directly on the protected average increase in the Capgemini SE Share price, as recorded over the full period.</p> <p>Under certain specific circumstances, where the Swap Transaction is cancelled, Unitholders may receive an amount lower or higher than the amount guaranteed initially.</p> <p>The share in the protected average increase of the Capgemini SE Share is variable and dependent on the protected average increase. If the protected average increase of the Share is high, Unitholders will receive a smaller proportion of the protected average increase than that of the Shares held by the Compartment. The Share in the protected average increase will be less than 91% if the Average Price is higher than the Reference Price.</p>

Risk and reward profile



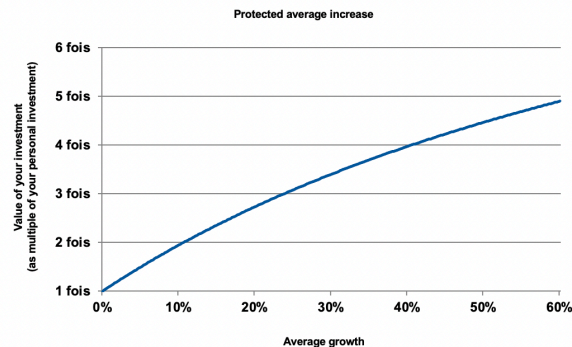
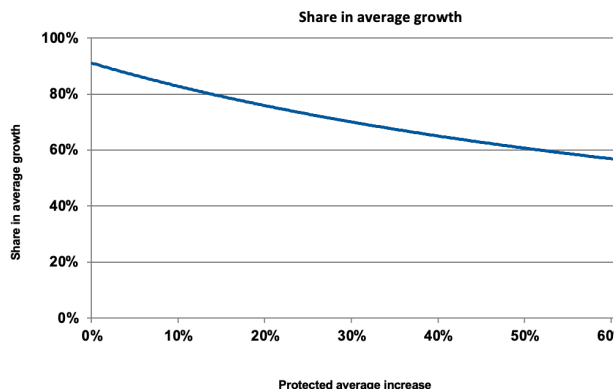
The level “1” risk indicator was determined using a formula that takes into account simulations and the share’s historical returns.
The historical data used to calculate the numerical risk indicator may not be a reliable indicator of the future risk profile of this FCPE Compartment.
The risk category associated with this FCPE Compartment is not guaranteed and may change over time.
The lowest category does not mean “risk free”.
The FCPE Compartment offers a guarantee of 100% of the capital in euros, excluding cancellation of the Swap Transaction and any changes to the relevant mandatory tax and social security contributions, and excluding the impact of exchange rates. The guarantor is Crédit Agricole Corporate and Investment Bank (CACIB). In order to benefit from the capital guarantee and your share in the protected average increase at maturity or upon early termination, you waive all share dividends, discounts on shares purchased by the FCPE Compartment, a proportion of the possible increase in the share value, and the possibility of transferring to another FCPE.

Performance scenarios

The figures listed are provided as examples only, to illustrate how the formula works, and in no way indicate the past, present, or future performance of the Compartment. The following assumptions were used in these examples:

- a non-discounted share purchase price (or "Benchmark Price") of € 150.00
- a discounted purchase price of € 131.25

Investors subscribe to the discounted subscription price (i.e. € 131.25), i.e. a 12.5% discount, and receive a guarantee for 100% of that price.



1. Least favourable scenario

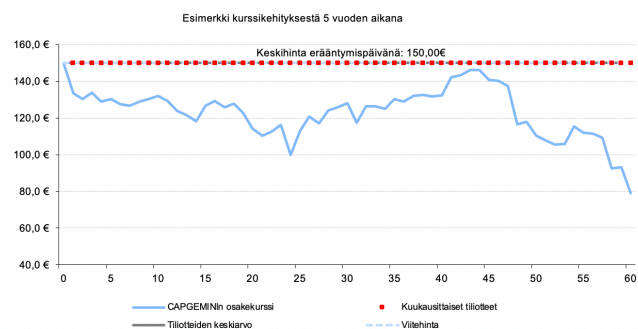
Over the 5-year period, the Capgemini SE share price never exceeds the Benchmark Price of € 150.00 at close on the dates of the monthly price statements.

The Average Price at maturity is therefore equal to the Benchmark Price.

The price of the Capgemini SE share at maturity is € 78.97, i.e. 47.36% lower than the Benchmark Price.

Since there has been no increase, the sum returned to the investor at maturity is therefore equal to the investor's personal investment, i.e. € 131.25.

Although the Capgemini SE share price dropped 47.36% over the lifetime of the investment, the investor does not make a loss, receiving his/her exact personal investment, equivalent to a 0% annual rate of return.



2. Average scenario

Over the investment period, the Capgemini SE share closing price recorded each month increased on average (with periods where the price rose above the Benchmark Price of € 150.00 and other periods where it fell below this level).

Therefore, at maturity, the Average Price is equal to € 165.59, i.e. 10.39% higher than the Benchmark Price.

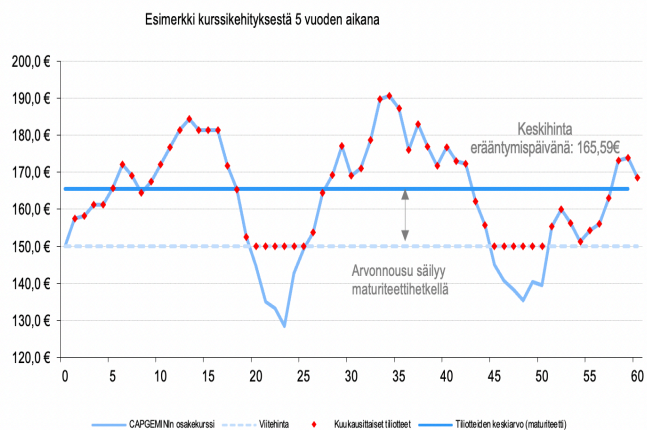
The price of the Capgemini SE share at maturity is equal to € 168.46, i.e. 12.31% higher than the Benchmark Price.

Investor share of the average increase (difference between the Average Price and the Benchmark Price) is $91\% \times € 150.00 / € 165.59 = 82.43\%$ for each of the 10 shares.

The value returned to the investor upon maturity is thus equal to:

$€ 131.25 + 10 \text{ shares} \times 82.43\% \times (€ 165.59 - € 150.00) = € 259.76$, i.e. 1.97 times the personal investment.

The investor's gain is 0.97 times the personal investment, equivalent to a 14.51% annual rate of return.



3. Favourable scenario

During the investment period, the monthly closing price of the Caggemini SE share rose significantly over a sustained period of time. Therefore, at maturity, the Average Price is equal to € 178.41, i.e. 18.94% higher than the Benchmark Price.

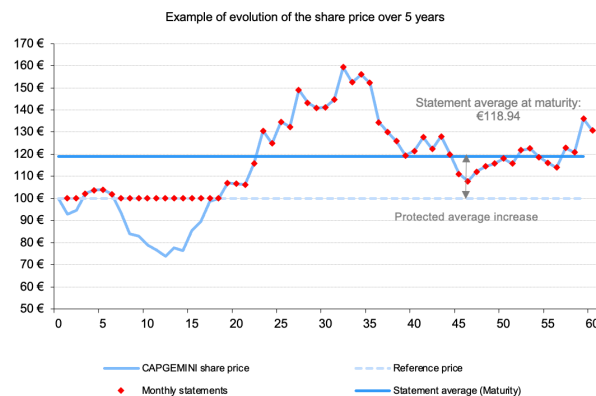
The price of the Caggemini SE share at maturity is equal to € 196.02, i.e. 30.68% higher than the Benchmark Price.

Investor share of the average increase (difference between the Average Price and the Benchmark Price) is $91\% \times € 150.00 / € 178.41 = 76.51\%$ for each of the 10 shares.

The value returned to the investor upon maturity is thus equal to:

€ 131.25 + 10 shares × 76.51 % × (€ 178.41 – € 150.00) = € 348.61, i.e. 2.65 times the personal investment.

The investor's gain is 1.65 times the personal investment, equivalent to a 21.51% annual rate of return.



Charges

The charges you pay are used to cover the costs of running the Compartment, including the costs of marketing and distributing shares.

These fees reduce the potential growth of your investment.

One-off charges taken before or after you invest

Entry charge | None

Exit charge | None

This is the maximum that can be deducted from your capital before it is invested (entry) or before the proceeds of your investment are paid out (exit). Investors can find out the actual entry and exit charges from their company and/or financial advisor.

Charges taken from the Compartment over one year

Ongoing charges | None

Charges taken from the Compartment under certain specific conditions

Performance fee | None

The **ongoing charges** are based on expenses for the preceding year. This figure may vary from year to year. It excludes:

- company fees, as defined in the regulations,
- brokerage fees, except for the entry and exit charges paid by the Compartment when it purchases or sells shares in another collective investment vehicle.

The ongoing charges figure listed here is an estimate. For each fiscal year, the FCPE annual report will provide the exact figure for fees charged.

For more information about charges related to this FCPE, please see the "Charges" sections of the FCPE rules, available online at www.amundi-ee.com.

Past performance

Your Compartment is a formula-based Compartment.
The past performance chart does not appear.

The Compartment was authorised on 29 April 2022.
The currency of reference is the Euro (EUR)

Practical information

Trustee: CACEIS Bank.

Financial intermediary: Amundi ESR and/or, where applicable, any other financial intermediary appointed by the Company.

Legal form of the FCPE: Individualised group.

Depending on the tax system applicable to you, income or capital gains arising from your ownership of FCPE Compartment shares may be subject to taxation.

This Compartment was created as part of the Caggemini International Group savings plan, of which it is an inseparable part. It is reserved exclusively for employees and beneficiaries of the issuer's shareholding offer.

This Compartment is not available to residents of the United States/"US persons" (see definition on the Management company's website: www.amundi.com).

The Supervisory Board is made up of four unitholder representatives and four company representatives appointed in accordance with the terms established in the FCPE rules. The Board is responsible for reviewing the FCPE management report and annual accounts, as well as financial, administrative and accounting management. The Board makes decisions about mergers, divisions and liquidations. For more detailed information, please see the rules document.

The Supervisory Board exercises the voting rights attached to the company's securities.

Periodic information about the company is available from the company on request.

The FCPE rules and periodic regulatory information documents, as well as all other practical information, are available free of charge from the management company.

As this FCPE is comprised of compartments, its most recent aggregated annual report is also available from the management company.

The net asset value is available online at www.amundi-ee.com.

Amundi Asset Management can only be held liable if any of the declarations made in this document are found to be misleading, inaccurate, or inconsistent with the corresponding sections of the FCPE prospectus.

This Compartment is approved in France and regulated by the Autorité des Marchés Financiers (AMF).

The management company, Amundi Asset Management, is approved in France and regulated by the Autorité des Marchés Financiers (AMF).

The key investor information provided herein is accurate and up-to-date as at 3 November 2022.